



LOUISIANA
CHRISTIAN
UNIVERSITY

Hey Wildcat Families!


Ready to Help Your Student Succeed?

Let's Apply for the **Federal Parent PLUS Loan**  

The Parent PLUS Loan allows parents of dependent undergraduates to borrow money to help cover college costs. Here's how to apply in a breeze!

Step-by-Step: How to Apply for a Parent PLUS Loan

1 Get Your Info Ready

 You'll need:

- A computer, tablet, or smartphone with internet
 - **Parent's FSA ID** (different from the student's!)
 - Your Social Security Number, employer info, etc.
 - About **20 minutes**
-

2 Go to the Official Site

 Visit: studentaid.gov

3 Log In as the Parent

 **VERY IMPORTANT:**

The parent borrower must log in with their **own** FSA ID—not the student's!

4 Start the Application


 Under “**Apply for Aid**”, click on:
“**Apply for a Parent PLUS Loan**”

5 Complete the Application

 Fill out:

- Your personal and employment information
 - The **student’s information**
 - **School:** Choose **Louisiana Christian University**
 - The loan amount and loan period (ask us if unsure!)
-


6 Credit Check Time

 A credit check is required (but don’t worry—it’s not super strict).
You’ll get an instant approval or denial.


7 If Approved

 You’ll be prompted to **complete a Master Promissory Note (MPN)** for the Parent PLUS Loan if it’s your first time.

8 If Denied


 Don’t panic! Your student may become eligible for additional unsubsidized loans.
Contact the **LCU Financial Aid Office** to explore options.


9 Let’s Make It Official


 We’ll get your PLUS Loan info electronically from the Department of Ed, but feel free to check in with us!

10 Have Questions? Need Help?

 **LCU Financial Aid:** (318) 487-7386

 **Email:** financial_aid@lcuniversity.edu

 Stop by any time—we love chatting with Wildcat families!

 **You Did It, Wildcat Parent!**

#ProudParentMove #WildcatsThrive #LCUFinancialAid