



LOUISIANA
CHRISTIAN
UNIVERSITY


Wildcat! Time to Seal the Deal

Let's Complete Your Master Promissory Note (MPN)

Before those federal student loans can hit your account, you need to sign your promise to repay them (aka the **Master Promissory Note**). Don't worry—it's a quick and easy process. We'll walk you through it!

10 Step-by-Step: How to Complete Your MPN

1 Get Your Tools

 Make sure you have:

- A device with internet access
 - Your **FSA ID** (used to sign your FAFSA)
 - About **10-15 minutes**
-

2 Go to the Source

 Head to: studentaid.gov

3 Sign In

 Click **“Log In”** (top right)

Enter your **FSA ID** username and password

4 Navigate to the MPN



Under “**Complete Aid Process**”, click:
“**Complete Master Promissory Note**”

5 Choose Your Loan Type



Select “**Subsidized/Unsubsidized**” for undergraduate loans
(Grad students and PLUS loans are different—ask if you're unsure!)

6 Pick Louisiana Christian University



Be sure to list **Louisiana Christian University** as your school, school code: 002007
(That way we know you completed it!)

7 Fill It Out



You'll enter:

- Your personal info (name, SSN, DOB, etc.)
 - Two **references** (just people who know how to reach you—no cosigners needed)
 - Review the loan terms and conditions
-

8 E-Sign and Submit



Use your **FSA ID** to sign electronically
Click “**Submit**” at the end—and you're DONE!


9 Let Us Know You're Set




We'll get an alert automatically, but it doesn't hurt to double-check.
Give us a call or shoot us an email if you want to confirm it's complete.

10 Questions? We've Got You!

 **LCU Financial Aid:** (318) 487-7386

 **Email:** financial_aid@lcuniversity.edu

 Or swing by—we're here to help!

 **MPN = DONE. You're officially loan-ready, Wildcat.**

#WildcatsThrive #LCUFinancialAid #LoanReady